

GCG Sunday School - 7th July 2024

Lesson Outline



Lesson: All Things New
Passage: Revelation 21-22
Big Idea: One day, God will give the New and Better Creation, to his trusting people.
Main Aim: Be amazed at the goodness of the New Creation, coming for all God's people.

Please pray for the lesson preparation, that we and the children would be built up by God's word.

Unless you are at the Greenwich service, you will need to bring a **laptop/tablet** to play the videos.
 If needed, Jonny can provide a **laptop and a Bluetooth speaker**. 😊

Additional resources: [Grace Church Greenwich sermon series](#)

The Passage

Context - Knowing the future, shows us what's best for today.

Content Summary

The New Creation 21:1-8

It's for the one who conquers (trusts until the end). 21:7

The New Jerusalem 21:9-27

It's for those whose names are in the lamb's book of life (trusts until the end). 21:27

The New Tree of Life 22:1-15

It's for those who wash their robes (trust in Jesus). 21:14

Come, Lord Jesus! 22:16-21

For them then.

The future looks epic! Our God and his church will be at the centre.

What a motivation to keep trusting Jesus today, no matter what we might go through.

Come, Lord Jesus!

For us now - Same!

The Age Ranges

CW (average age 4-5 years) - Prepare the lesson for **all ages**.






Then separate **Sailor** and **Officer** groups for **Heart & Hands** teaching.

GR and EC - Personalise **all material** for the Sailors or Officers.

Sailors: Ages 3-6

Officers: Ages 7-11

Lesson Overview

Get Going 3 min + song	Bible Talk ~10 mins	Heart & Hands ~30 mins	Land The Lesson ~5 mins	Extra Fun Time ~10 mins
				
Welcome & Pray Intro Idea Song	The Big Idea The Main Aim	Craft/ Worksheet Further teaching Memory verse	Recap Pray	Optional extra fun



Get Going

Welcome, Pray, Introduction idea & Song

At GR and EC the [Sailor Leader](#) will lead the “Get Going” section, by default.

Welcome and connect briefly with the children

- Ask them a fun question, showing we’re interested in their lives. Such as:
 - What’s the best thing you did yesterday/ this morning?
 - What was the tastiest food you ate? The smelliest thing you smelled?

Prayer by the leader

- Help us to listen carefully to what God has to say to us today, and to have fun.

Introduce the passage theme - See the “Intro” PowerPoint.

How does our future change our today?

- Ask the children, have you ever seen the future?
 - Imagine if we saw the future: Your favourite park will have a scary lion in it next Saturday.
What do we do?
 - Imagine we saw the future: A big hill will have 1 million pounds at the top of it at 12:00 tomorrow.
What do we do?
 - Jesus actually showed the future to the Apostle John. It’s coming soon.
IT LOOKS AMAZING, for those who trust Jesus to the end.
What do we do?

Link: To introduce the [Big Idea & Main Aim](#).

Very Speedy Recap

Last week’s big idea: We have everything in Jesus, we can keep trusting.


Link: Today we’ll see the future, to help us keep trusting.

Song - If needed, talk through the words and actions before singing.

All about Jesus - <https://www.youtube.com/watch?v=30m8ZopuCIQ>

With a rap for the Officers - <https://www.youtube.com/watch?v=GdVPGwL8-Ag>

GR & EC - Split into **Sailor and **Officer** groups for the remainder of the session.**
CW - Remain together.



Bible Talk

Teaching the Big Idea & Main Aim.

Have a Bible open throughout to show that we're teaching from God's word, and not from our heads. You don't need to read all the verses, choose key parts and summarise.

Think about how you'll make the Bible talk engaging by asking questions or using visual aids.

- Genre: This is apocalyptic writing.
Think picture language, not literal. E.g. Jesus is a lamb, but he's not literally a lamb.

- Lesson Points - Arriving repeatedly at the Big Idea & Main Aim.

How does our future change our today?

1. The future New Creation is coming! 21:1-8
It looks AMAZING: Better than the first Creation.
No death, no tears, God living with his people, etc.
It's for those who conquer (trust until the end). 21:7
How does this future change our today? As we're amazed, we'll want to keep trusting!
2. The future New Jerusalem is coming! 21:9-27
It looks AMAZING: Better than the first Jerusalem.
More precious stones, it's MASSIVE, the nations are there, etc.
It's for those whose names are in the Book of Life (trust until the end). 21:27
How does this future change our today? As we're amazed, we'll want to keep trusting!
3. The future New Tree of Life is coming! 22:1-15
It looks AMAZING: Better than the first Tree of Life.
More fruit, for the nations, etc.
It's for those who wash their robes (trust in Jesus). 21:14
How does this future change our today? As we're amazed, we'll want to keep trusting!

So what do we say?

4. Come, Lord Jesus! 22:16-21
This looks so amazing, we want to trust Jesus and for it to come!

- Visual Aids - See in the "Teaching images" file - Printed for Officers and Sailors

Page 1 - Point 1 - The amazing New creation. Those who trust today will be there.

Page 2 - Point 2 - The amazing New Jerusalem. Those who trust today will be there.

Page 3 - Point 3 - The amazing New Tree of Life. Those who trust today will be there.

- Question ideas for teaching:

Point 1 - How much better does the New Creation look?

Have any of us cried recently? Can we imagine a future with no crying?

This is for those who trust Jesus, how does that change our today?

Point 2 - How much better does the New Jerusalem look?
How good would it be to live with God forever?
This is for those who trust Jesus, how does that change our today?

Point 3 - How much better does the Tree of Life look?
This is for those who trust Jesus, how does that change our today?

- Brief application - Main aim expanded.
 - Sailors: State the application and expand it a bit.
For home, school or church.
 - Officers: Ask questions to arrive at the application.
How does this help us think/ act/ talk differently?
What about at home/ school/ church?

- Sailors

Helpful questions: *What noise do you think it made? How many stars did he see? Have you ever seen that before? How did he feel? What face would she have made?*

Helpful teaching methods: *Make actions to copy at certain points, act it out, place pictures on the wall, go for a walk around the room, use Lego/Playmobile figures.*

- Officers

Helpful questions *might be:* *Why do you think he did that? What did she get right/ wrong? What would you do in his situation?*

Helpful teaching methods: *Act it out, have them draw scenes, shout out the best thing they see in the passage, make a puppet show using paper and card, go for a walk outside, use Lego figures.*



Heart and Hands

More on the Big Idea & Main Aim with table activities and further teaching.

Table Activities - Craft or worksheet

- Sailors - Craft. Make a globe by cutting the strips, putting a
- Officers - Worksheet.
Talk through the teaching points and application.

Further Teaching

An opportunity to reteach the same Big Idea & Main Aim with a:

- Drama/ chat about application/

Memory verse

“Christ died for our sins according to the Scriptures, ... he was buried, ... he was raised on the third day according to the Scriptures, ... he appeared to Cephas, and then to the Twelve... then he appeared to James, then to all the apostles, and last of all he appeared to me.”

1 Corinthians 15:3-8 (NIV)

Ideas for learning the memory verse. I will provide the verse on laminated paper with Blotak.

- <https://www.facebook.com/GracechurchGreenwich/videos/1264759920526313/>

Here is Andrew, the Sandersons and Sam James doing it!

- <https://www.facebook.com/andrewjohnsach/videos/10163461989195385>



Land the lesson

Bring everything together with: Recap Prayer.

Recap

Use the craft/ worksheet to remind them of the Big Idea & Main Aim.

Pray

Encourage the children to pray with you about the Big Idea and Main Aim.

They could **thank/praise God** for it or **ask for help** in believing it.

- Sailors

You could suggest "Popcorn prayers" - really short prayers. Or "Arrow prayers" - We all shoot up like an arrow at the end. Or you could try the idea we use with Officers.

- Officers

You could pass an object, like a Bible, around the room. When a child receives the Bible, they can choose to pray in their head or aloud.



Extra fun time.

An optional game, which can be played mid-session.

Game idea. Feel free to play something different!

- Sailors - - Would you rather..? Children run to one side of the room or another to choose. Apples or pears? Sun or rain? Etc. New Creation or Old? Crying or not? Etc.
- Officers - - Same with an added twist?
- More time fillers and games - Check the G-drive

Ask me for ideas. I often play something from: <https://www.youtube.com/@thebiggeststory>

Sign out with Take Home Sheets

- While signing out with Rollcall, Take Home sheets are given to parents and carers.